

Signify Classified - Internal
Cooper Lighting Solutions Photometric Lab
1121 Highway 74 South
Peachtree City, GA 30269



Scaled data based on original data using
LM-79-08 Approved Method: Electrical and Photometric Measurements of Solid-
State Lighting Products

Test Report Prepared for
Cooper Lighting Solutions
(formerly Eaton)

Brand: STREETWORKS

Report Number: P868255

Luminaire Tested: **MEM2-HSN-SA-60-740-U-5WQ**

Issue Date: 08/21/2024



Test Information

Test Method: LM-79-08
Report Number: P868255
Test Lab: INNOVATION CENTER(G3)
Issue Date: 08/21/2024
Manufacturer: COOPER LIGHTING SOLUTIONS (FORMERLY EATON)
Product Line: STREETWORKS
Catalog Number: MEM2-HSN-SA-60-740-U-5WQ
Description: EPIC MODERN SHORT HOUSING DISCRETE LED ARRAYS 60W 70CRI 4000K
FITXURE w/ TYPE V SQUARE WIDE DISTRIBUTION OPTIC
Light Source: (10) 4000K CCT, 70 CRI LEDS
Ballast/Driver: ELECTRONIC DRIVER

Summary

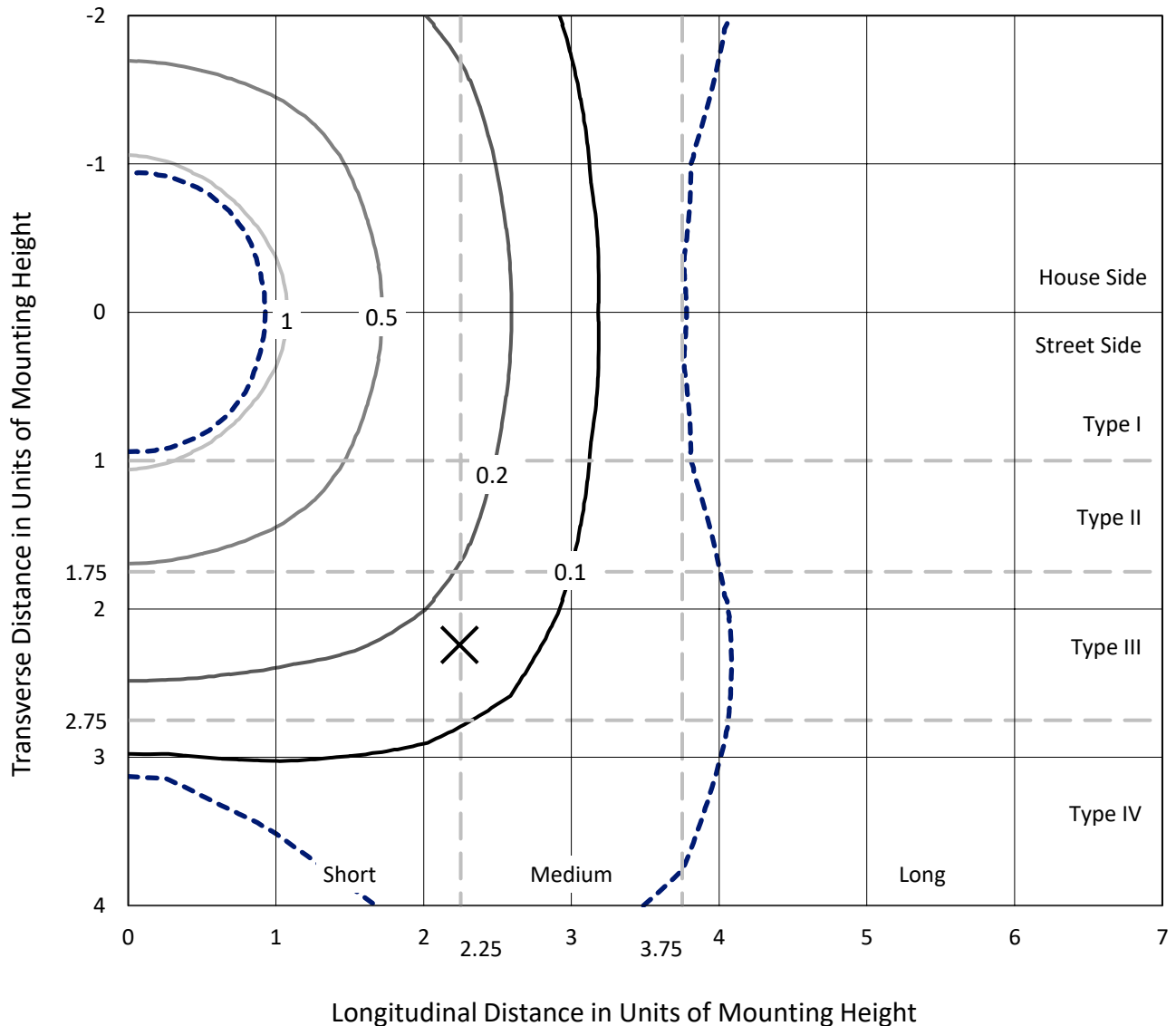
Lumens per Lamp: N/A
Luminaire Lumens: 6461 lumens
Efficiency: N/A
Efficacy: 146.8 lumens/watt
Luminous Opening: Rectangular (W 0.33' x L: 0.33' x H: 0')
IES Classification: Type V - Short
BUG Rating: B3 - U0 - G1

Input Watts (W): 44
Input Voltage (V): 120
Input Current (Ain): NR
Voltage Rise (V): NR
Power Factor: 0.99
Total Harmonic Distortion (THDi): 6.91%
Frequency (hertz): 60
Stabilization Time: NR
Operation Time: NR
Ambient Temperature (°C): NR
Test Distance: 24 FT

REPORT NUMBER: P868255
 CATALOG NUMBER: MEM2-HSN-SA-60-740-U-5WQ

Iso-Footcandle Lines of Horizontal Illumination

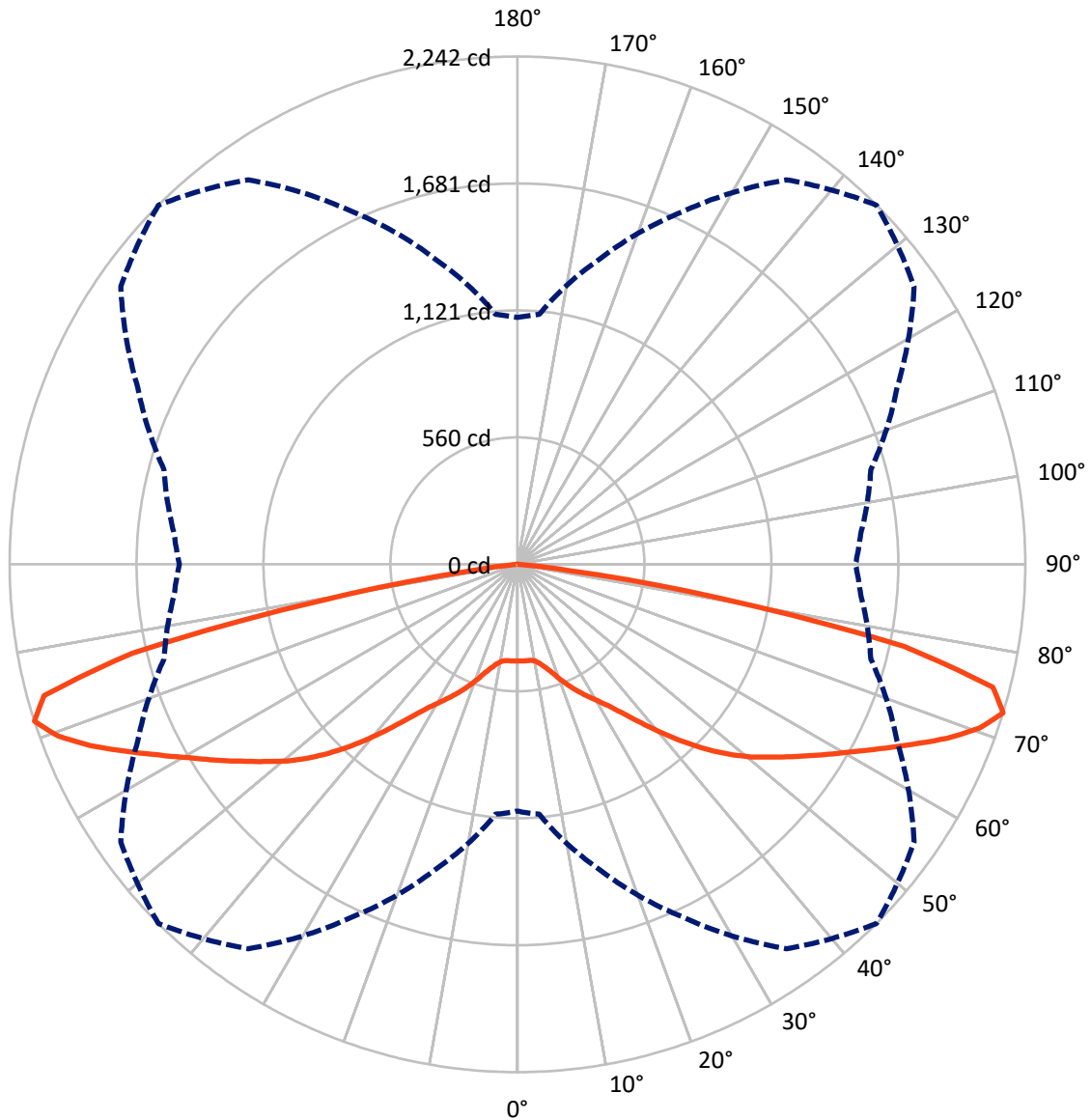
× Max cd
 - - - 1/2 Max cd



Based on 20 foot mounting height. Maximum calculated value = 1.1 fc
 Type V - Short - N/A

REPORT NUMBER: P868255
CATALOG NUMBER: MEM2-HSN-SA-60-740-U-5WQ

Luminous Intensity Polar Plot



— Vertical Plane Through 45-Deg Lateral - - - Horizontal Cone Through 72.5-Deg Vertical

REPORT NUMBER: P868255
 CATALOG NUMBER: MEM2-HSN-SA-60-740-U-5WQ

FLUX DISTRIBUTION:

		Downward	Upward	Total
House Side	Lumens	3230.5	0.0	3230.5
	% Fixture	50.0	0.0	50.0
Street Side	Lumens	3230.5	0.0	3230.5
	% Fixture	50.0	0.0	50.0
Total	Lumens	6461.0	0.0	6461.0
	% Fixture	100.0	0.0	100.0

Coefficient of Utilization

ZONAL LUMENS:

Zone	Lumens	% Fixture
0°-10°	40.9	0.6
10°-20°	136.4	2.1
20°-30°	281.5	4.4
30°-40°	518.3	8.0
40°-50°	911.2	14.1
50°-60°	1321.6	20.5
60°-70°	1722.8	26.7
70°-80°	1432.1	22.2
80°-90°	96.2	1.5
90°-100°	0.0	0.0
100°-110°	0.0	0.0
110°-120°	0.0	0.0
120°-130°	0.0	0.0
130°-140°	0.0	0.0
140°-150°	0.0	0.0
150°-160°	0.0	0.0
160°-170°	0.0	0.0
170°-180°	0.0	0.0
0°-90°	6461.0	100.0
0°-180°	6461.0	100.0



REPORT NUMBER: P868255

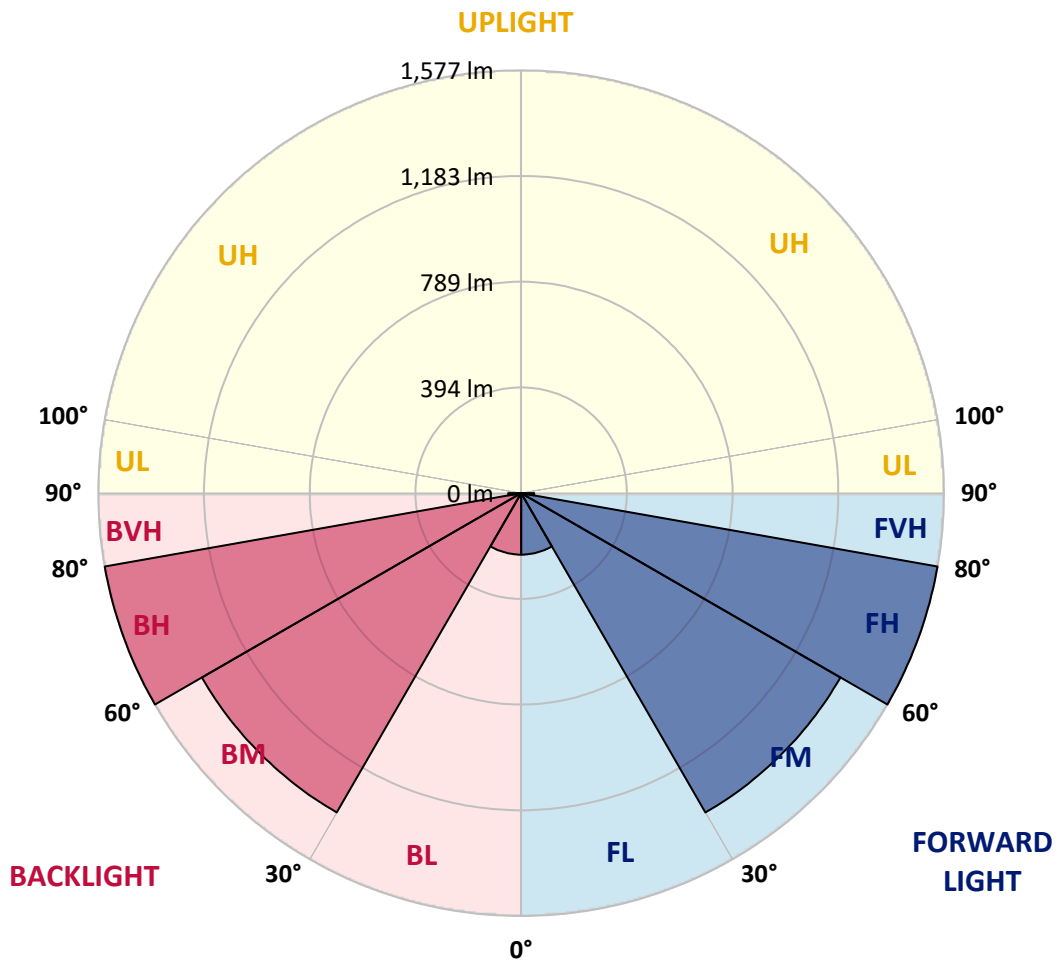
CATALOG NUMBER: MEM2-HSN-SA-60-740-U-5WQ

LUMINAIRE CLASSIFICATION SYSTEM LUMEN TABLE AND BUG RATING:

Zone		Lumens	% Fixture	Zone Rating/Lumen Limit		
				B	U	G
FL	(0°-30°)	229.4	3.6			
FM	(30°-60°)	1375.5	21.3			
FH	(60°-80°)	1577.5	24.4			G1/1800
FVH	(80°-90°)	48.1	0.7			G1/100
BL	(0°-30°)	229.4	3.6	B1/500		
BM	(30°-60°)	1375.5	21.3	B2/2500		
BH	(60°-80°)	1577.5	24.4	B3/2500		G1/1800
BVH	(80°-90°)	48.1	0.7			G1/100
UL	(90°-100°)	0.0	0.0		U0/0	
UH	(100°-180°)	0.0	0.0		U0/0	

BUG Rating: B3-U0-G1

Type V Short





REPORT NUMBER: P868255

CATALOG NUMBER: MEM2-HSN-SA-60-740-U-5WQ

CANDELA DISTRIBUTION (FULL):

	0°	5°	15°	25°	35°	45°	55°	65°	75°	85°	90°
0°	426.5	426.5	426.5	426.5	426.5	426.5	426.5	426.5	426.5	426.5	426.5
2.5°	425.2	425.9	425.9	425.9	426.5	427.2	427.9	428.5	429.9	430.6	430.6
5°	427.2	426.5	425.9	427.2	427.2	427.2	427.9	428.5	428.5	428.5	429.2
7.5°	425.2	425.9	425.2	425.2	427.2	427.9	427.2	426.5	426.5	427.2	427.2
10°	432.6	431.9	431.2	431.2	433.2	433.9	433.2	432.6	432.6	433.9	433.9
12.5°	449.3	450.6	446.6	446.6	449.3	450.6	448.6	448.0	448.6	450.0	450.0
15°	475.4	474.7	472.1	469.4	472.1	474.1	471.4	470.1	470.7	474.1	471.4
17.5°	504.2	504.9	502.2	499.5	501.5	504.2	500.2	496.8	497.5	498.9	497.5
20°	536.4	535.7	535.0	535.0	539.0	542.4	536.4	528.3	526.3	525.0	525.0
22.5°	559.8	561.8	562.5	568.5	577.9	581.2	573.2	562.5	554.4	550.4	547.7
25°	596.6	594.6	593.3	600.0	614.0	620.1	610.0	595.3	587.2	586.6	588.6
27.5°	630.1	630.1	632.8	639.5	652.9	658.9	650.2	635.5	631.4	631.4	629.4
30°	673.6	671.6	674.3	685.7	695.7	699.7	692.4	682.3	679.0	679.0	675.6
32.5°	724.5	725.2	729.2	736.6	746.6	747.3	744.6	739.9	737.9	735.9	739.2
35°	802.2	802.2	800.8	806.2	808.9	810.2	811.6	809.6	809.6	809.6	806.9
37.5°	898.6	893.3	892.6	887.9	884.5	887.9	893.9	900.6	906.0	902.6	901.3
40°	994.4	991.7	983.6	976.3	973.6	974.9	982.3	996.4	1002.4	1002.4	1007.8
42.5°	1097.5	1092.1	1082.1	1073.4	1066.0	1068.0	1074.7	1092.1	1105.5	1111.5	1108.9
45°	1189.9	1185.2	1175.2	1167.1	1161.8	1161.1	1169.8	1181.2	1199.3	1204.6	1208.6
47.5°	1268.9	1265.5	1256.8	1248.8	1250.8	1251.5	1254.2	1264.2	1278.9	1286.3	1285.6
50°	1333.2	1330.5	1322.5	1325.8	1331.2	1336.5	1333.2	1339.9	1349.3	1352.6	1355.3
52.5°	1392.1	1388.1	1382.7	1388.8	1402.8	1413.5	1415.5	1410.9	1413.5	1415.5	1413.5
55°	1450.4	1445.7	1444.3	1455.0	1476.5	1496.6	1494.6	1481.2	1477.8	1473.8	1471.8
57.5°	1497.9	1494.6	1499.9	1518.0	1559.5	1586.3	1577.6	1546.8	1533.4	1524.0	1521.3
60°	1528.0	1527.4	1539.4	1581.6	1644.5	1682.0	1668.0	1615.1	1585.0	1576.2	1572.2
62.5°	1544.1	1544.8	1566.2	1641.2	1741.6	1792.5	1767.8	1686.7	1639.9	1631.2	1632.5
65°	1558.8	1556.8	1585.0	1691.4	1846.8	1915.7	1882.3	1773.1	1704.8	1687.4	1687.4
67.5°	1569.5	1571.6	1613.7	1741.6	1949.2	2047.6	1998.8	1864.8	1774.4	1748.3	1745.0
70°	1434.3	1453.7	1585.6	1775.1	2030.2	2164.2	2099.9	1921.1	1777.1	1702.8	1695.4
72.5°	1089.4	1107.5	1392.8	1715.5	2071.8	2241.8	2137.4	1849.4	1615.1	1520.7	1492.5
75°	718.5	731.2	1037.9	1498.6	1956.6	2168.2	1946.5	1593.0	1271.6	1149.0	1156.4
77.5°	320.1	360.9	661.6	1169.1	1611.7	1745.0	1484.5	1086.8	776.7	657.6	644.8
80°	133.9	146.6	249.8	623.4	934.1	893.9	632.1	364.3	231.7	180.1	174.1
82.5°	38.8	40.2	49.6	107.8	190.2	223.6	134.6	68.3	65.0	51.6	47.5
85°	2.7	2.7	4.0	6.7	9.4	15.4	17.4	20.1	22.8	19.4	19.4
87.5°	1.3	1.3	1.3	2.0	2.0	2.7	2.0	2.0	2.0	2.0	2.0
90°	0.0	0.0	0.0	0.0	0.0	0.0	0.0	0.0	0.0	0.0	0.0

LM-79-2019: Approved Method: Electrical and Photometric Measurements of Solid-
State Lighting Products

Report Prepared for

Cooper Lighting Solutions

Streetworks

Report Number: SP1-2407-157-5

Test Date: 08/07/2024

Luminaire Tested: MEM2-HTN-SA-40-740-U-5WQ-2

Data in this report applies to families of products including MEM2-HTN-SA-40-740-U-5WQ-2

Test Information

Test Method: LM-79-2019
 Report Number: SP1-2407-157-5
 Test Lab: COOPER LIGHTING SOLUTIONS
 Photometer: SP1 - 76IN SPHERE
 Measurement Geometry: 4π
 Issue Date: 08/20/2024
 Manufacturer: COOPER LIGHTING SOLUTIONS
 Product Line: Streetworks
 Catalog Number: **MEM2-HTN-SA-40-740-U-5WQ-2**
 Description: Epic Modern Light Square 40W 5WQ Optic and Flare Trim

Spectral Parameters

CCT (K): 3915
 CIE u': 0.2262
 CIE v': 0.5044
 Duv: 0.0010
 CIE x: 0.3850
 CIE y: 0.3816
 CIE z: 0.2334
 Peak Wavelength (nm): 449
 Dominant Wavelength (nm): 578
 Purity: 30.05482
 Rf: 73.2
 Rg: 93.9

CRI (Ra):	71.0		
R1:	67.6	R9:	-38.4
R2:	78.3	R10:	48.9
R3:	87.1	R11:	65.3
R4:	69.7	R12:	40.4
R5:	67.4	R13:	69.3
R6:	69.3	R14:	92.6
R7:	79.7	R15:	59.9
R8:	48.7		



Test Conditions

Stabilization Time: 21M
 Operation Time: 1H 21M
 Sphere Temperature (°C): 24.2

REPORT NUMBER: SP1-2407-157-5

Measurement and Test Equipment			
Instrument	Identification Number	Calibration Date	Calibration Due Date
Photometer	IN0058	6/18/2024	12/18/2024
Power Meter	INXT2011004	2/8/2024	2/8/2025
AC Power Source	IN0063	10/24/2023	10/24/2024
DC Power Source	IN0208	10/24/2023	10/24/2024
Sphere Thermometer	IN0085	10/24/2023	10/24/2024
Room Thermometer	IN0046	10/24/2023	10/24/2024

REPORT NUMBER: SP1-2407-157-5

CIE 1931 Chromaticity Diagram



CIE 1931 Chromaticity Diagram with 2017 ANSI 7-Step and 4-Step Quadrangles



Point lies inside the ANSI 4000K 4-step quadrangle

REPORT NUMBER: SP1-2407-157-5

Photopic Flux vs. Wavelength



Photopic Lumens: NR

λ (nm)	Power W [^] /nm	Lumens (φ/nm)	λ (nm)	Power W [^] /nm	Lumens (φ/nm)	λ (nm)	Power W [^] /nm	Lumens (φ/nm)	λ (nm)	Power W [^] /nm	Lumens (φ/nm)	λ (nm)	Power W [^] /nm	Lumens (φ/nm)
360	0	NR	490	112	NR	620	618	NR	750	15	NR	880	0	NR
365	0	NR	495	153	NR	625	563	NR	755	13	NR	885	0	NR
370	0	NR	500	216	NR	630	510	NR	760	11	NR	890	0	NR
375	0	NR	505	291	NR	635	456	NR	765	9	NR	895	0	NR
380	0	NR	510	366	NR	640	407	NR	770	8	NR	900	0	NR
385	0	NR	515	436	NR	645	359	NR	775	7	NR	905	0	NR
390	0	NR	520	492	NR	650	316	NR	780	6	NR	910	0	NR
395	2	NR	525	536	NR	655	277	NR	785	5	NR	915	0	NR
400	4	NR	530	567	NR	660	240	NR	790	4	NR	920	0	NR
405	7	NR	535	596	NR	665	208	NR	795	4	NR	925	0	NR
410	12	NR	540	619	NR	670	179	NR	800	3	NR	930	0	NR
415	25	NR	545	644	NR	675	154	NR	805	3	NR	935	0	NR
420	51	NR	550	671	NR	680	133	NR	810	3	NR	940	0	NR
425	100	NR	555	701	NR	685	114	NR	815	2	NR	945	0	NR
430	180	NR	560	735	NR	690	98	NR	820	2	NR	950	0	NR
435	315	NR	565	768	NR	695	83	NR	825	2	NR	955	0	NR
440	514	NR	570	798	NR	700	71	NR	830	1	NR	960	0	NR
445	828	NR	575	825	NR	705	61	NR	835	1	NR	965	0	NR
450	992	NR	580	843	NR	710	52	NR	840	1	NR	970	0	NR
455	652	NR	585	848	NR	715	44	NR	845	1	NR	975	0	NR
460	382	NR	590	844	NR	720	38	NR	850	1	NR	980	0	NR
465	282	NR	595	826	NR	725	32	NR	855	1	NR	985	0	NR
470	180	NR	600	800	NR	730	28	NR	860	1	NR	990	0	NR
475	119	NR	605	762	NR	735	24	NR	865	1	NR	995	0	NR
480	101	NR	610	719	NR	740	20	NR	870	1	NR	1000	0	NR
485	98	NR	615	669	NR	745	17	NR	875	0	NR			

REPORT NUMBER: SP1-2407-157-5

Scotopic Flux vs. Wavelength

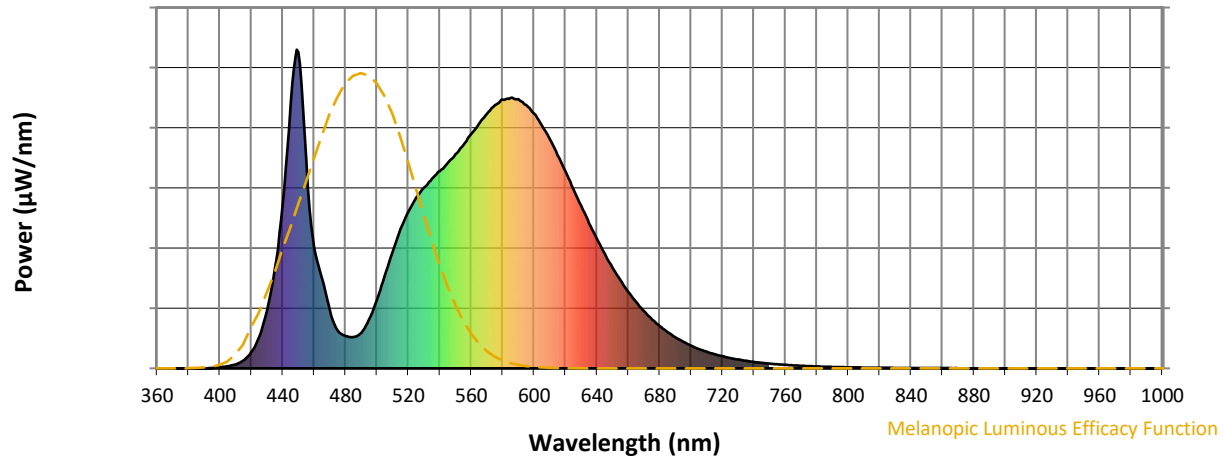


Scotopic Lumens: NR S/P: 1.49

λ (nm)	Power W [^] /nm	Lumens (φ/nm)	λ (nm)	Power W [^] /nm	Lumens (φ/nm)	λ (nm)	Power W [^] /nm	Lumens (φ/nm)	λ (nm)	Power W [^] /nm	Lumens (φ/nm)	λ (nm)	Power W [^] /nm	Lumens (φ/nm)
360	0	NR	490	112	NR	620	618	NR	750	15	NR	880	0	NR
365	0	NR	495	153	NR	625	563	NR	755	13	NR	885	0	NR
370	0	NR	500	216	NR	630	510	NR	760	11	NR	890	0	NR
375	0	NR	505	291	NR	635	456	NR	765	9	NR	895	0	NR
380	0	NR	510	366	NR	640	407	NR	770	8	NR	900	0	NR
385	0	NR	515	436	NR	645	359	NR	775	7	NR	905	0	NR
390	0	NR	520	492	NR	650	316	NR	780	6	NR	910	0	NR
395	2	NR	525	536	NR	655	277	NR	785	5	NR	915	0	NR
400	4	NR	530	567	NR	660	240	NR	790	4	NR	920	0	NR
405	7	NR	535	596	NR	665	208	NR	795	4	NR	925	0	NR
410	12	NR	540	619	NR	670	179	NR	800	3	NR	930	0	NR
415	25	NR	545	644	NR	675	154	NR	805	3	NR	935	0	NR
420	51	NR	550	671	NR	680	133	NR	810	3	NR	940	0	NR
425	100	NR	555	701	NR	685	114	NR	815	2	NR	945	0	NR
430	180	NR	560	735	NR	690	98	NR	820	2	NR	950	0	NR
435	315	NR	565	768	NR	695	83	NR	825	2	NR	955	0	NR
440	514	NR	570	798	NR	700	71	NR	830	1	NR	960	0	NR
445	828	NR	575	825	NR	705	61	NR	835	1	NR	965	0	NR
450	992	NR	580	843	NR	710	52	NR	840	1	NR	970	0	NR
455	652	NR	585	848	NR	715	44	NR	845	1	NR	975	0	NR
460	382	NR	590	844	NR	720	38	NR	850	1	NR	980	0	NR
465	282	NR	595	826	NR	725	32	NR	855	1	NR	985	0	NR
470	180	NR	600	800	NR	730	28	NR	860	1	NR	990	0	NR
475	119	NR	605	762	NR	735	24	NR	865	1	NR	995	0	NR
480	101	NR	610	719	NR	740	20	NR	870	1	NR	1000	0	NR
485	98	NR	615	669	NR	745	17	NR	875	0	NR			

REPORT NUMBER: SP1-2407-157-5

Melanopic Flux vs. Wavelength



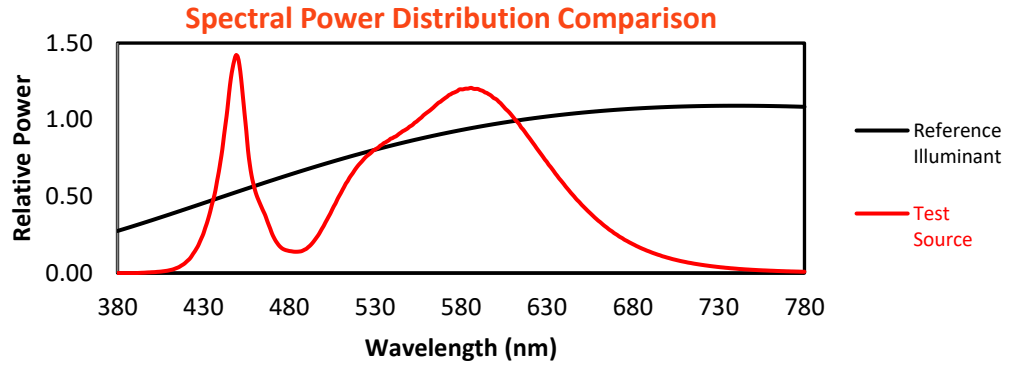
Melanopic Lumens: NR

M/P: 2.88

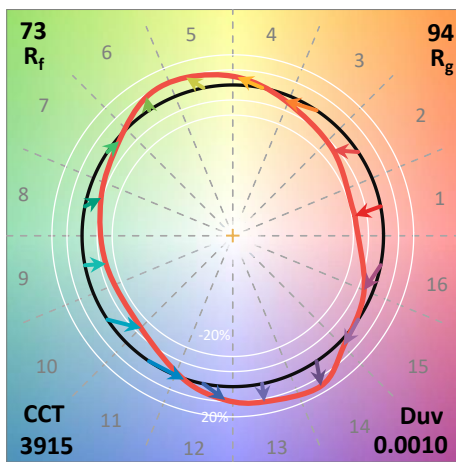
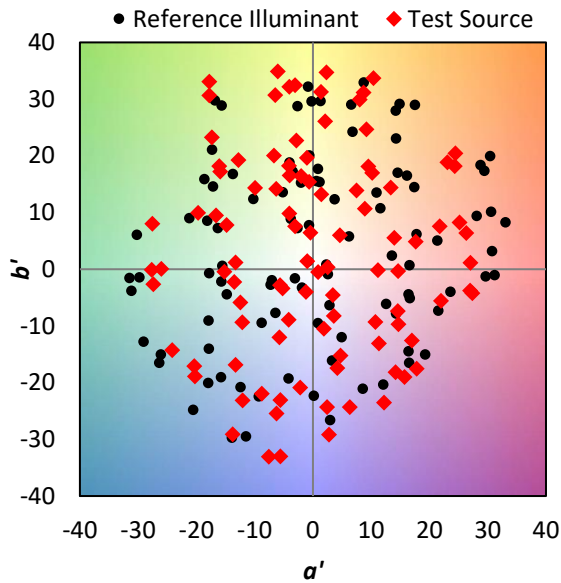
λ (nm)	Power W [^] /nm	Lumens (φ/nm)	λ (nm)	Power W [^] /nm	Lumens (φ/nm)	λ (nm)	Power W [^] /nm	Lumens (φ/nm)	λ (nm)	Power W [^] /nm	Lumens (φ/nm)	λ (nm)	Power W [^] /nm	Lumens (φ/nm)
360	0	NR	490	112	NR	620	618	NR	750	15	NR	880	0	NR
365	0	NR	495	153	NR	625	563	NR	755	13	NR	885	0	NR
370	0	NR	500	216	NR	630	510	NR	760	11	NR	890	0	NR
375	0	NR	505	291	NR	635	456	NR	765	9	NR	895	0	NR
380	0	NR	510	366	NR	640	407	NR	770	8	NR	900	0	NR
385	0	NR	515	436	NR	645	359	NR	775	7	NR	905	0	NR
390	0	NR	520	492	NR	650	316	NR	780	6	NR	910	0	NR
395	2	NR	525	536	NR	655	277	NR	785	5	NR	915	0	NR
400	4	NR	530	567	NR	660	240	NR	790	4	NR	920	0	NR
405	7	NR	535	596	NR	665	208	NR	795	4	NR	925	0	NR
410	12	NR	540	619	NR	670	179	NR	800	3	NR	930	0	NR
415	25	NR	545	644	NR	675	154	NR	805	3	NR	935	0	NR
420	51	NR	550	671	NR	680	133	NR	810	3	NR	940	0	NR
425	100	NR	555	701	NR	685	114	NR	815	2	NR	945	0	NR
430	180	NR	560	735	NR	690	98	NR	820	2	NR	950	0	NR
435	315	NR	565	768	NR	695	83	NR	825	2	NR	955	0	NR
440	514	NR	570	798	NR	700	71	NR	830	1	NR	960	0	NR
445	828	NR	575	825	NR	705	61	NR	835	1	NR	965	0	NR
450	992	NR	580	843	NR	710	52	NR	840	1	NR	970	0	NR
455	652	NR	585	848	NR	715	44	NR	845	1	NR	975	0	NR
460	382	NR	590	844	NR	720	38	NR	850	1	NR	980	0	NR
465	282	NR	595	826	NR	725	32	NR	855	1	NR	985	0	NR
470	180	NR	600	800	NR	730	28	NR	860	1	NR	990	0	NR
475	119	NR	605	762	NR	735	24	NR	865	1	NR	995	0	NR
480	101	NR	610	719	NR	740	20	NR	870	1	NR	1000	0	NR
485	98	NR	615	669	NR	745	17	NR	875	0	NR			

Summary

$R_f = 73.2$
 $R_g = 93.9$
 CIE $R_a = 71.0$
 $R_g = -38.4$

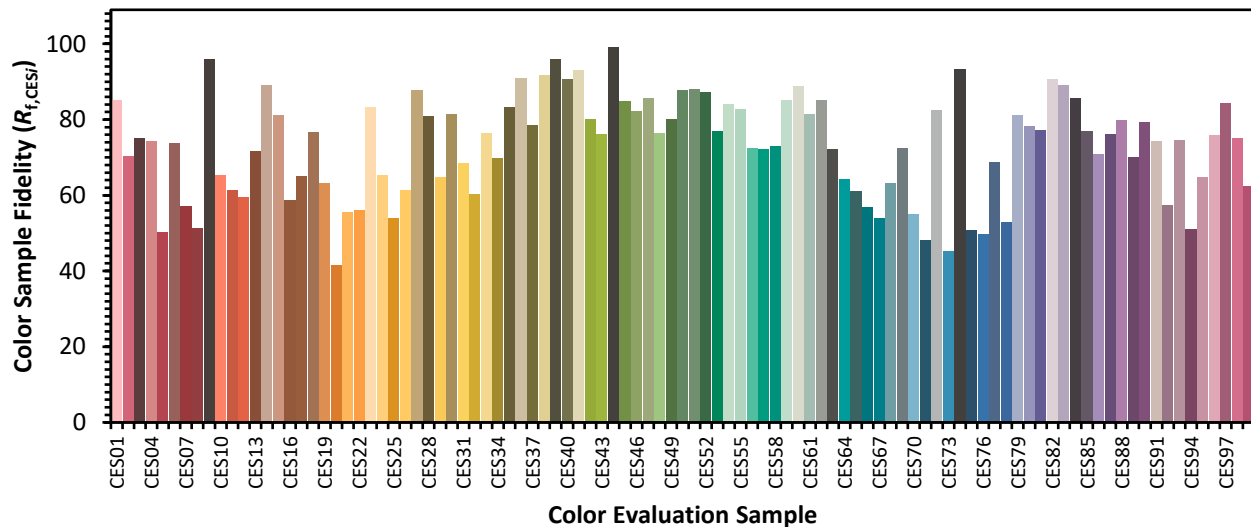


Color Vector Graphics



Individual Sample Fidelity Index ($R_{f,i}$)

CES01 = 85	CES26 = 61	CES51 = 88	CES76 = 50
CES02 = 61	CES27 = 88	CES52 = 87	CES77 = 69
CES03 = 30	CES28 = 81	CES53 = 77	CES78 = 53
CES04 = 70	CES29 = 65	CES54 = 84	CES79 = 81
CES05 = 47	CES30 = 81	CES55 = 83	CES80 = 78
CES06 = 50	CES31 = 69	CES56 = 73	CES81 = 77
CES07 = 40	CES32 = 60	CES57 = 72	CES82 = 91
CES08 = 39	CES33 = 76	CES58 = 73	CES83 = 89
CES09 = 29	CES34 = 70	CES59 = 85	CES84 = 86
CES10 = 74	CES35 = 83	CES60 = 89	CES85 = 77
CES11 = 57	CES36 = 91	CES61 = 81	CES86 = 71
CES12 = 63	CES37 = 79	CES62 = 85	CES87 = 76
CES13 = 42	CES38 = 92	CES63 = 72	CES88 = 80
CES14 = 74	CES39 = 96	CES64 = 64	CES89 = 70
CES15 = 71	CES40 = 91	CES65 = 61	CES90 = 79
CES16 = 46	CES41 = 93	CES66 = 57	CES91 = 74
CES17 = 49	CES42 = 80	CES67 = 54	CES92 = 57
CES18 = 56	CES43 = 76	CES68 = 63	CES93 = 74
CES19 = 72	CES44 = 99	CES69 = 73	CES94 = 51
CES20 = 65	CES45 = 85	CES70 = 55	CES95 = 65
CES21 = 86	CES46 = 82	CES71 = 48	CES96 = 76
CES22 = 78	CES47 = 86	CES72 = 83	CES97 = 84
CES23 = 92	CES48 = 77	CES73 = 45	CES98 = 75
CES24 = 91	CES49 = 80	CES74 = 93	CES99 = 62
CES25 = 72	CES50 = 88	CES75 = 51	



Color Rendition by Hue-Angle Bin



Measure Comparisons



(END OF REPORT)